


Water Heaters

Reliance®

Your neighborhood water heater source.

PARTS CATALOG



RELIANCE

Has Everything Your Customers Need to Do the Job Right!

Reliance Water Heater Company was founded in 1981 to provide a water heater brand specifically for sale by hardware and home improvement retailers. Since then, Reliance has earned a reputation for providing the highest-quality water heaters, plus all the products the “do-it-yourselfer” and professional contractor need for water heater installation and basic service and repair procedures.

Parts and accessories are a critical requirement for a store to truly be “Your Neighborhood Water Heater Source”. They are also an essential element of the complete selection plumbing profession-

als depend on for one-stop shopping convenience. This catalog presents everything you need, from nipples, thermostats and electric heating elements to “all-in-one” Installation Kits for gas and electric water heaters. Most Reliance parts and accessories are “universal”, meaning they can be used on all brands of residential water heaters.

Our mission is to make it easy for you to sell Reliance water heaters, and easy for your customers to install and maintain them. Any time you have a question or problem, you can speak to a Reliance Customer Assistance Representative by calling 1-800-365-7782.



This Reliance gas water heater was installed using Fittings, Flexible Water Connectors, a Flexible Gas Connector, a T&P Valve Discharge Pipe, an Aluminum Drain Pan and an Expansion Tank, all of which are included in this catalog.

Table of Contents

BEST Lifelong Electric Heating Elements	3
BETTER and GOOD Electric Heating Elements	4
Dry Well and Solar Electric Heating Elements	5
Heating Element Replacement Charts	6
Electric Heating Element Parts and Accessories	7
Electric Water Heater Thermostats	7
Gas Water Heater Thermostats	8
Gas Water Heater Thermocouple Kits	8
Direct-Vent Gas Water Heater Vent Kits and Accessories	9
Parts for FVIR (Flammable Vapor Ignition Resistant) and C3 Gas Water Heaters	8
Miscellaneous Installation and Repair Parts	9 – 11
• Gas and Electric Installation Kits and Accessories	
• Aluminum Drain Pans	
• T&P Valves	
• T&P Valve Discharge Pipe	
• Dip Tube	
• Drain Valves	
• Anode Rod	
• Water Heater Stands	
• Expansion Tanks	
• Water Connectors, Nipples and Fittings	

ELECTRIC HEATING ELEMENTS

Our BEST Lifelong Elements for Electric Water Heaters

Reliance **LIFELONG** heating elements feature a sheath made with the highest-quality Incoloy® nickel/chromium alloy steel. This superior design will deliver dependable performance even when high mineral content causes lime and scale buildup that would cause other heating elements to burn out.


These premium elements also feature the most efficient and durable extra-low watt density design. A larger surface area

spreads out wattage, reducing the heat transfer load (“watt density”) to a range of 68 to 116 watts per square inch, compared to 97 to 243 watts per square inch on our **GOOD** elements.

LIFELONG elements are proven to last longer. So, Reliance backs them with a limited lifetime warranty, assuring the original purchaser of a free replacement element if a **LIFELONG** element ever fails due to defects in workmanship or materials.


“TR” THREADED FLANGE

Carton Quantity – 10, on Blister Card or Bagged

Part No.	Wattage/Voltage	Alt. Wattage @ 208 Volts	Sheath Watt Density (Watts per square inch)	Minimum Tank Diameter	
9001511	1440/120	-	68	10"	 <p>9000405</p>
9000225	3800/240	3000	84	14"	
9000405	4500/240	3500	77	14"	
9000396	5500/240	4000	86	14"	


1-3/8" THREADED AMALLOY FLANGE

Carton Quantity – 10, on Blister Card or Bagged

Part No.	Wattage/Voltage	Alt. Wattage @ 208 Volts	Sheath Watt Density (Watts per square inch)	Minimum Tank Diameter	
9002451	3000/240	2400	85	14"	 <p>9002450</p>
9002434	3800/240	3000	84	14"	
9002450	4500/240	3500	77	14"	

“UF” UNIVERSAL FLANGE

Carton Quantity – 10, on Blister Card or Bagged

Part No.	Wattage/Voltage	Alt. Wattage @ 208 Volts	Sheath Watt Density (Watts per square inch)	Minimum Tank Diameter	
9000968	3800/240	3000	80	14"	 <p>9000970</p>
9000970	4500/240	3500	95	14"	
9000971	5500/240	4000	116	14"	


ELECTRIC HEATING ELEMENTS

BETTER Low-Watt Density Elements for Electric Water Heaters

Reliance BETTER copper-sheath heating elements feature low-watt density design (ranging from 50 to 122 watts per square inch) for longer life and more efficient water heating performance. 1-year warranty.


“TR” THREADED FLANGE

Carton Quantity – 10, on Blister Card or Bagged

Part No.	Wattage/Voltage	Alt. Wattage @ 208 Volts	Sheath Watt Density (Watts per square inch)	Minimum Tank Diameter	
9000253	1650/120	-	50	12"	 9000095
9000147	3000/240	2250	104	12"	
9000148	3800/240	3000	101	12"	
9000095	4500/240	3500	103	14"	
9000151	5500/240	4000	116	14"	

1-3/8" THREADED AMALLOY FLANGE


Carton Quantity – 10, on Blister Card or Bagged

Part No.	Wattage/Voltage	Alt. Wattage @ 208 Volts	Sheath Watt Density (Watts per square inch)	Minimum Tank Diameter	
9002441	3000/240	2250	113	14"	 9002442
9002449	3800/240	3000	108	14"	
9002442	4500/240	3500	109	14"	
9002448*	5500/240	4000	122	14"	

* 9002448 has a premium Incolov® sheath instead of copper sheath.

“UF” UNIVERSAL FLANGE

Carton Quantity – 10, on Blister Card or Bagged

Part No.	Wattage/Voltage	Alts. Wattage @ 208 Voltage	Sheath Watt Density (Watts per square inch)	Minimum Tank Diameter	
9000965	1500/120	-	99	8"	 9000097
9000097	4500/120	3500	103	14"	


ELECTRIC HEATING ELEMENTS

Good High-Watt Density Elements for Electric Water Heaters

These standard copper-sheath elements are designed for high-watt density operation (ranging from 97 to 243 watts per square inch). 1-year limited warranty.


“TR” THREADED FLANGE

Carton Quantity – 10, on Blister Card or Bagged

Part No.	Wattage/Voltage	Alt. Wattage @ 208 Volts	Sheath Watt Density (Watts per square inch)	Minimum Tank Diameter	
9000128	1000/120	-	97	8"	
9000129	1440/120	-	140	8"	
9000130	2000/120	-	194	12"	
9000132	1500/240	1130	146	8"	
9000133	2000/240	1500	194	8"	
9000134	2500/240	2000	243	10"	
9000135	3000/240	2250	198	12"	
9000136	3800/240	3000	221	12"	
9000092	4500/240	3500	214	14"	
9000386	5500/240	4000	220	14"	



“UF” UNIVERSAL FLANGE

Carton Quantity – 10, on Blister Card or Bagged

Part No.	Wattage/Voltage	Alt. Wattage @ 208 Volts	Sheath Watt Density (Watts per square inch)	Minimum Tank Diameter	
9000177	1500/120	-	146	8"	
9000178	2000/120	-	194	8"	
9000180	1500/240	-	122	8"	
9000182	2500/240	2000	243	10"	
9000183	3000/240	2250	175	12"	
9000184	3800/240	3000	180	12"	
9000094	4500/240	3500	214	14"	

DRY WELL and SOLAR Electric Heating Elements

Each boxed individually. Carton quantity: 1

Part No.	Wattage/Voltage	Sheath Watt Density (Watts per square inch)	Description	
9000100	1500/120	N/A	Dry Well Element	
9000050*	4500/240	73	Solar Element	

* 900050 has a premium Incoloy® sheath instead of copper sheath.

REPLACEMENT ELEMENTS

GOOD, BETTER, BEST Replacement Elements for Electric Water Heaters

The following charts will help you select the right Reliance Replacement Electric Heating Element, depending on your customer's Voltage, Existing Heating Element Wattage and Breaker Size.

Voltage	Existing Element Wattage	Minimum Breaker Size	Reliance Replacement Element			
			Wattage	GOOD Part Number	BETTER Part Number	BEST Part Number
120	1000	15 Amp	1000	9000128		
120	1440	15 Amp	1440	9000129		90001511
120	1500	15 Amp	1650		9000253	
120	1650	20 Amp	1650		9000253	
120	2000	20 Amp	2000	9000130		
240	1000	15 Amp	1500	9000132		
240	1500	15 Amp	1500	9000132		
240	2000	15 Amp	2000	9000133		
240	2500	15 Amp	2500	9000134		
240	3000	20 Amp	3000	9000135	9000147	
240	3500	20 Amp	3800	9000136	9000148	9000225
240	3800	20 Amp	3800	9000136	9000148	9000225
240	4000	20 Amp	3800	9000136	9000148	9000225
240	4500	25 Amp	4500	9000092	9000095	9000405
240	4500	30 Amp	4500	9000092	9000095	9000405
240	5000	30 Amp	5500	9000386	9000151	9000396
240	5500	30 Amp	5500	9000386	9000151	9000396
240	6000	30 Amp	5500	9000386	9000151	9000396

FOR 1-3/8" DIAMETER THREADED HEATING ELEMENTS

Consult the chart below when replacing elements in water heaters displaying the "Genuine AMALLOY 1-3/8" dia. Threaded Element" label.

Voltage	Existing Element Wattage	Breaker Size	Reliance Replacement Element			
			Wattage	GOOD Part Number	BETTER Part Number	BEST Part Number
240	3000	20 Amp	3000	N/A	9002441	9002451
240	3800	20 Amp	3800	N/A	9002449	9002434
240	4500	25 Amp	4500	N/A	9002442	9002450
240	4500	30 Amp	4500	N/A	9002442	9002450
240	5500	30 Amp	5000	N/A	9002448	9002433

PARTS & ACCESSORIES

ELECTRIC WATER HEATER THERMOSTATS

Carton Quantity on All: 10

Part No.	Description	9001954	9000523	9000509
9001954	Upper Electric Water Heater Thermostat for 2-element models			
9000507	Lower Electric Water Heater Thermostat for 2-element models			
9000509	Single Element Electric Water Heater Thermostat			
9000512	Lower Electric Water Heater Thermostat, with Shaft			
9000523	Single Element Water Heater Thermostat, with Shaft			
9001471	Point of Use (2 and 4-gallon) Electric Water Heater Thermostat (for models manufactured after 10/1/96.			
9002394	Point of Use (2 and 4-gallon) Electric Water Heater Thermostat (for models manufactured after 10/1/96.			
		9000507	9000512	

HEATING ELEMENT PARTS AND ACCESSORIES

Part No.	Description	9000030	9000443
9000030	Electric Heating Element Adapter Kit – Carton quantity: 10		
9000443	Electric Heating Element Gasket Kit Assortment – Carton quantity: 10		
9000429	HD Heating Element Wrench – Carton quantity: 10		
9000308	“TR” Heating Element Gasket – Carton quantity: 1, containing 50 gaskets		
		9000429	9000443

POINT OF USE 6-2-SSUS-K (2.5 GALLON) PARTS

Part No.	Description	9006402	9006405
9006405	Element Kit Includes Anode Rode		
9006401	Elem. Gasket for 2.5 POU		
9006402	Temp. Sensor and Thermostat		
9006403	High Limit Switch		
		9006401	9006403

TEMPERATURE & PRESSURE RELIEF VALVES (T&P VALVES)

Carton Quantity: 10

Part No.	Description	9000728
9000071	T&P Valve with 5/8" shank	
9000728	T&P Valve with 2" shank	
9001583	T&P Valve with 2-1/2" shank	
9002403	T&P Valve with 3" shank	

PARTS AND ACCESSORIES

GAS WATER HEATER THERMOSTATS

Carton Quantity on All: 1


NOTE: Gas valves are similar in appearance but are not interchangeable. Differences in pressure regulation, gas type, BTU capacity and shank length makes each valve unique. You must use the correct gas valve for proper heater operation. Call the manufacturer of your heater for the correct part number if you are not sure which valve to use.

Part No.	Description	
9000246	Natural Gas for Inputs Through 55,000 BTU	9000246
9000247	Propane Gas for Inputs Through 55,000 BTU - RH Threads	
9000248	Natural Gas for Inputs Over 55,000 BTU	9000251
9000249	Natural Gas - Long Shank for Inputs Through 55,000 BTU	
9002454	Natural Gas - Long Shank for Inputs Over 55,000 BTU	9000249
9000250	Propane Gas - Long Shank for Inputs Through 55,000 BTU - RH Threads	
9000251	Mobile Home - Convertible for Natural or Propane gas	9000247
9000796	Mobile Home - Long Shank Convertible for Natural or Propane gas	
9002122	Propane Gas for Inputs Through 55,000 BTU - LH Threads	9000247
9002123	Propane Gas - Long Shank for Inputs Through 55,000 BTU - LH Threads	
9003691	Natural Gas Intelli-Vent™ Power Vent Electronic Ignition Combination Gas Control	9003691
9003713	Propane Gas Intelli-Vent™ Power Vent Electronic Ignition Combination Gas Control	
9006655	Natural Gas FVIR for Inputs Through 50,000 BTU and Suffix starting With "G"	9006655
9006656	Natural Gas FVIR - Long Shank for Inputs Through 50,000 BTU and Suffix Starting With "G"	
9006657	Propane Gas FVIR for Inputs Through 50,000 BTU and Suffix Starting With "L"	
9006658	Propane Gas FVIR - Long Shank for Inputs Through 50,000 BTU and Suffix Starting With "L"	

GAS THERMOCOUPLE KITS

Carton Quantity on All: 10

Not for use on C3 FVIR heaters


Part No.	Description	
9000876	18" Thermocouple Kit	 9000876
9000056	24" Thermocouple Kit	
9000283	26" Thermocouple Kit	
9000496	30" Thermocouple Kit	
9000497	36" Thermocouple Kit	

REPLACEMENT PARTS FOR FVIR TECHNOLOGY

FLAMMABLE VAPOR IGNITION RESISTANT GAS WATER HEATERS

Carton Quantity: 1



*Note on pilot assembly—before ordering pilot assembly, call Reliance Parts Department (1-800-821-2017) with the model number and serial number of the water heater, to ensure the correct assembly is provided.

Part No.	Description	
9006143	Large Piezo Igniter	
9003410	C3 Piezo Ignitor assembly, with bracket	
* See note	C3 Pilot Ignitor assembly, with automatic reset thermal cut-off switch*	
9003401	Inner door gasket (not shown)	
9003406	Air intake screen (not shown)	

PARTS AND ACCESSORIES

Installation Kits and Accessories for Gas & Electric Water Heaters


GAS AND ELECTRIC INSTALLATION KITS AND ACCESSORIES

Part No.	Description	9000105	9000104
9000105	Gas Water Heater Installation Kit – Carton quantity: 1 Includes: two 15" flexible water connectors, one 15" flexible gas connector, two 3/4", 2" long pipe nipples, two 3/4" pipe connectors, two 1/2" pipe connectors, two 3/4" x 1/2" reducer bushings, one male thread gas fitting, one female thread gas fitting, one 1/2" all thread black iron gas nipple, one 5-foot roll of Teflon tape.		
9000068	18" Flexible Gas Connector for gas water heaters. Carton quantity: 10		
9000894	Adjustable Vent Extension Kit (up to 3 feet) for gas water heaters. Carton quantity: 10		
9000104	Electric Water Heater Installation Kit – Carton quantity: 1 Includes: two 15" flexible water connectors, two 3/4", 2" long pipe nipples, two 3/4" pipe connectors, two 1/2" pipe connectors, two 3/4" x 1/2" reducer bushings, one 5-foot roll of Teflon tape, one wire clamp, two wire nuts.		
9001740	Electric Cord Set – 240 Volt Carton quantity: 1		
		9000068	

ALUMINUM WATER HEATER DRAIN PANS, WITH FITTING

Diameter of drain pan should be a minimum of 4" greater than diameter of water heater.
Drain pans equipped with fitting to direct water to floor drain or to outside of homes.

Part No.	Quantity Per Box*	Description	Part No.	Quantity Per Box*	Description
9002846	6	20" Diameter Drain Pan	9002769	1	24" Diameter Drain Pan
9000741	1	20" Diameter Drain Pan	9002849	6	26" Diameter Drain Pan
9002847	6	22" Diameter Drain Pan	9000743	1	26" Diameter Drain Pan
9001609	1	22" Diameter Drain Pan	9002850	6	28" Diameter Drain Pan
9002848	6	24" Diameter Drain Pan	9001608	1	28" Diameter Drain Pan




9001609

* 1 box per carton.



MOBILE HOME DIRECT-VENT GAS WATER HEATER ROOF JACK KITS

Carton Quantity: 1

Part No.	Description	9002965
9002964	12" Non-Adjustable Vent Kit	
9002965	12" to 32" Adjustable Vent Kit	
9002966	32" to 60" Adjustable Vent Kit	
9002967	60" to 95" Adjustable Vent Kit	

DIRECT-VENT GAS WATER HEATER ACCESSORIES

Carton Quantity: 1

Part No.	Description	9001246	
9001246	10" to 15-1/2" Adjustable Vent Kit		
9001247	15-1/2" to 26-1/2" Adjustable Vent Kit		
9001248	26-1/2" to 48" Adjustable Vent Kit		
9000915	Direct Vent – Vent Cap Protector Grill		
		9000915	


PARTS AND ACCESSORIES

PEX POLYMER T&P VALVE DISCHARGE PIPE

Required for installation on T&P Valve, to direct discharge to drain pan or floor drain.

PEX polymer can be easily trimmed to proper length (to within 8" of floor).

Carton Quantity: 1 box of 10


Part No.	Description	
9002273	3/4" T&P Valve Discharge Pipe – Length: 55"	9002273 

PEX POLYMER WATER HEATER DIP TUBE (COLD WATER INLET TUBE)

Dip tubes carry cold water to the bottom of the tank for maximum hot water delivery.

Tube must be trimmed to exact same length as original dip tube.

Carton Quantity: 1


Part No.	Description	
9001596	52" Long PEX Polymer Dip Tube	9001596 

WATER HEATER DRAIN VALVES

These are the same drain valves that come as original equipment on many water heaters. They will fit all makes.

Select the valve that is long enough to clear the insulation between the jacket and the tank.

Carton Quantity: 10

Part No.	Description	
9000254	5/8" Drain Valve	
9000058	2" Drain Valve	
9003098	3" Drain Valve	


WATER HEATER ANODE ROD

Anode rods protect the tank from corrosion.

To extend tank life, flush the tank and replace the anode rod every year.

9000029 Anode Rod fits all water heaters. It can be cut to fit shorter tanks.

Carton Quantity: 1


Part No.	Description	
9000029	29" Aluminum Anode Rod	
9001829	22" Magnesium Anode Rod	
9001453	29" KA-90 Aluminum Anode Rod for Smelly Water Applications	

PARTS AND ACCESSORIES

WATER HEATER STANDS

Most codes require an 18" stand when installing certain gas water heaters in a garage, shop area or closet. Water heater stands are also ideal for elevating the heater for ease of future service to protect it from water in basements or garages where rising water could be a concern.


Easy to assemble. Carton quantity: 1

Part No.	Description	
9005743	18" x 18" x 18" High Water Heater Stand	
9005744	23-3/4" x 23-3/4" x 18" High Water Heater Stand	

WATER HEATER EXPANSION TANKS


Protects the water heater and complies with warranty requirements of most water heater manufacturers. Required by code for water heater installations in most homes. Protects plumbing system and water heater from high water pressure spikes caused by thermal expansion and water hammer.

Easy to install. Carton quantity: 1

Part No.	Model Number	Description	
9850048000	ETC-2X	2-Gallon Expansion Tank, for water heaters up to 50 gallons	
9850049000	ETC-5X	5-Gallon Expansion Tank, for water heaters up to 75 gallons	
9850070000	ETC-10X	10-Gallon Expansion Tank, for 75 gallons and larger water heaters	

WATER CONNECTORS, NIPPLES AND FITTINGS

PEX polymer-lined nipples comply with dielectric waterway fittings requirements of many municipal plumbing codes. Dielectric waterway nipples help protect the tank from corrosion caused when a dissimilar metal like copper is connected directly to the tank. High-quality PEX nipples will not corrode shut, leak or clog with lime scale like plain galvanized nipples commonly do. 2 per package. Carton quantity: 1

Part No.	Description	
9000060	3/4" x 15" Flexible Water Connectors	
9000511	3/4" x 18" Flexible Water Connectors	
9000322	3/4" x 2" PEX Polymer-lined Nipples	
9002563	3/4" x 2-1/2" PEX Polymer-lined Nipples	
9002564	3/4" x 3" PEX Polymer-lined Nipples	
9002565	1" x 2-1/2" PEX Polymer-lined Nipples	
9000415	Energy-saving Silencer Heat Traps 3/4" x 3" for water heater inlet and outlet connections	
9000061	1/2" Compression Fittings	
9000062	3/4" Compression Fittings	

RELIANCE

A Water Heater For Every Customer's Need.

Reliance is the ultimate water heater source for retailers and their customers. The Reliance "Good-Better-Best" selection covers all the bases when it comes to gas and electric water heaters, including direct-vent, power-vent and power direct-vent gas, and point of use electric units. For water heaters, parts and accessories, Reliance has everything a retailer needs to offer one-stop convenience for "do-it-yourself" consumers and professional plumbing contractors.



Parts Orders	1-800-821-2017
Parts Orders (Fax)	1-800-644-9306
Products Information Center	1-800-365-4054
Water Heater Orders	1-800-807-7014
Water Heater Orders (Fax)	1-800-365-3291
Sales Department	1-800-553-3452
Sales Department (Fax)	1-800-821-2032
For Reliance Customer Service and Sales Support, visit:	www.RelianceWaterHeaters.com

Reliance Water Heaters

500 Tennessee Waltz Parkway
 Ashland City, TN 37015
www.reliancewaterheaters.com
 Customer Assistance: 1-800-365-4054

©2011 Reliance Water Heater Company RPPCR01111

**Your
 Neighborhood
 Water Heater
 Source**
 Reliance WaterHeaters.com